




Handsome cast-iron stove with four optional enamel colors displays a captivating fire with realistic split oak-style logs and customized flame control.

LENNOX[™]
HEARTH PRODUCTS

ELITE[™] SERIES

The Serefina™ free-standing stoves from Lennox perfectly capture the tradition and grace of cast-iron comfort and design. With a variety of gorgeous features at your disposal, you can easily create the stove that fits your personal style and room environment. Standard warming shelves with removable inlays add the perfect touch. And when it comes to heating, Serefina stoves produce consistent, powerful warmth that makes any room relaxing and full of ambiance.

OPTIONAL ACCESSORIES



OFFERED ENAMEL COLORS* (for reference only)



Midnight blue

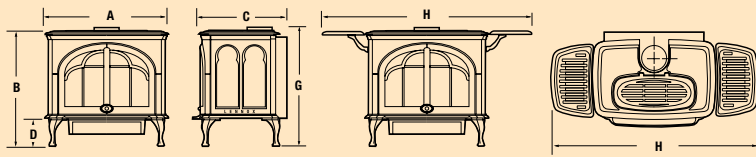
Majolica brown

Hunter green

Ivory white

*Serefina™ comes standard with black paint finish.

DIMENSIONS



	C1500DVF	C2500DVF
A	24-1/2" (622 mm)	30-1/2" (775 mm)
B	27-1/2" (698 mm)	28-1/2" (724 mm)
C	19" (483 mm)	22" (559 mm)
D	7" (178 mm)	7" (178 mm)
E	20-1/2" (521 mm)	23-1/2" (597 mm)
F	6" (152 mm)	6" (152 mm)
G	28" (711 mm)	29" (737 mm)
H	40" (1016 mm)	48-1/2" (1232 mm)

PRODUCTS YOU CAN COUNT ON

Lennox is committed to providing you with high-quality products. A qualified dealer can help you find the right product to give you years of comfort and enjoyment.

NOTE: Diagrams, illustrations and photographs are not to scale—consult installation instructions. Product designs, materials, dimensions, specifications, colors and prices subject to change or discontinuance without notice. Square-foot heating capacities are approximations only. Local conditions, such as elevation, wind, vent configuration and choice of fuel will affect the overall appearance of the fire and heating performance. Performance can also vary with home design and insulation, ceiling heights, climate, accessories chosen, appliance location and how the appliance is operated. Approved to U.S. and Canadian safety and performance standards—ANSI Z21.88/CSA 2.33-M98 vented gas fireplace heaters.



HEARTH PRODUCTS

© Lennox Industries Inc. 2010

Visit us at www.lennox.com, or contact us at 1-800-9-LENNOX.

OPTIONAL ACCESSORIES

1. Warming shelves with removable cast inlays

2. Ceramic brick liner kit

Firescreens:

3. Flat
4. Bubble

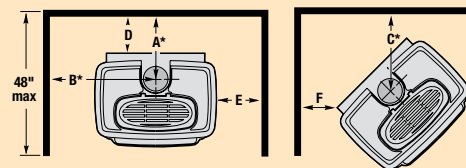
Choice of three wireless remote controls:

- I. Model RCL – On/Off wireless remote with LCD screen
- II. Model RCL-T – same as Model RCL remote plus thermostatic control, timer and clock
- III. Model RCL-M – same as Model RCL-T remote plus flame adjustment and fan control

Blower kit

Wall thermostat

CLEARANCES



	C1500DVF	C2500DVF
A	10" (254 mm)	10" (254 mm)
B	14-1/4" (362 mm)	17-1/4" (438 mm)
C	15-7/8" (403 mm)	19" (483 mm)
D	4" (102 mm)	4" (102 mm)
E	2" (51 mm)	2" (51 mm)
F	4" (102 mm)	4" (102 mm)

- When installed directly on carpeting, tile or other combustible material other than wood flooring, the appliance shall be installed on a metal or wood panel extending the full width and depth of the stove body.
- Ceiling/Alcove Height – 62" from floor to ceiling. This includes any projections such as shelves, windowsills, mantels, etc., above the appliance.
- Alcove Width: C1500DVF – 28-1/2", 44" with warming shelves; C2500DVF – 34-1/2", 52-1/2" with warming shelves.
- Alcove Depth: 48" max.

SPECIFICATIONS

	C1500DVF	C2500DVF
Min/Max BTU/hr input NG	17,500 / 28,000	25,500 / 38,500
Min/Max BTU/hr input LP	20,500 / 27,000	26,500 / 34,500
DV Vent Size	4" x 6-5/8"	4" x 6-5/8"
Convection Blower CFM	150	150
Weight (lbs.)	206	290

EFFICIENCIES

	C1500DVF	C2500DVF
ENERGUIDE	67% (NG)	67% (NG)
	65% (LP)	64% (LP)
STEADY-STATE EFFICIENCY*	85% (NG)	83% (NG)
	87% (LP)	85% (LP)

*Based on maximum vent configuration.



Tested & Listed By **O-TL US** Portland Oregon USA
OMNI-Test Laboratories, Inc.
Report number: 116-S-08-5

