



Simple elegance, an impressive fire presentation and cozy circulated heat help make this unique, compact fireplace insert an ideal solution for smaller spaces.



The SDVI direct-vent gas insert is the perfect combination of elegance and convenience. The small size of the SDVI makes it one of the most versatile fireplace inserts available—fitting into most small zero-clearance factory-built and masonry fireplaces. The SDVI provides a generous viewing area and realistic fire that you would expect from a much larger unit. And with 25,000 BTUs, standard 155-CFM variable-speed blower and high-efficiency operation, the SDVI is sure to bring warmth and beauty to any home.



SDVI shown with black Arch face. Cover image shown with black Arch face also



Black nickel

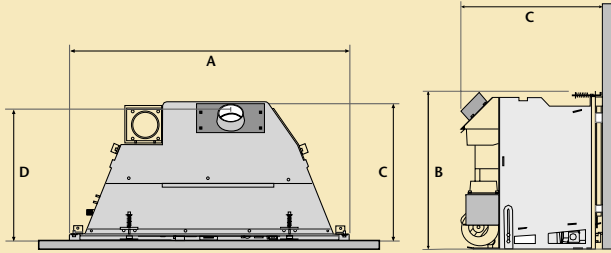


Brushed nickel

UNIT DIMENSIONS

Top View

Side View



A	FRONT WIDTH	31-1/4"
B	OVERALL UNIT HEIGHT*	17-1/4"
C	UNIT DEPTH	15-3/4"
D	DEPTH TO CENTERLINE OF 3" FLUE STARTER COLLAR	13-3/4"

*Without hood. Same as rear height to top of the flue collar.

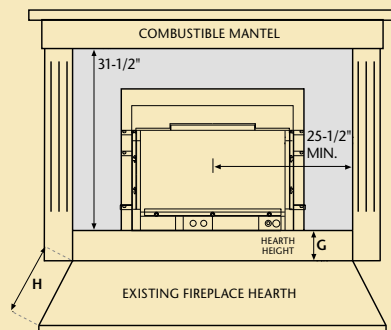
SPECIFICATIONS

HEATING CAPACITY*		500–1,200 sq. ft.
BTU INPUT—HIGH		25,000 NG & LP
BTU INPUT—LOW		17,500 NG 18, 500 LP
COLINEAR 3" FLEX VENT		Security Chimneys™ and other
BLOWER (INCLUDED)		155-CFM Variable-Speed
CANADIAN ENERGYGUIDE RATING		NG—63.95% LP—67.2%
STEADY-STATE EFFICIENCY**		84% Natural Gas & Propane

*Square-foot heating capacities are approximations only.

**Efficiency varies slightly with various pipe configurations.

MINIMUM CLEARANCE TO COMBUSTIBLES



REQUIRED MINIMUM FIREPLACE OPENINGS

FRONT WIDTH	31-1/2"
HEIGHT	17-1/2"
REAR WIDTH	19"
DEPTH	16"

HEARTH PROTECTION

HEARTH HEIGHT	G =	0"	2"	4"
HEARTH EXTENSION	H =	13"	10"	0"

Note: Hearth protection to be min. 3/8" thick non-combustible.

SIZING FOR INSERT SURROUND

The SDVI Arch face kit comes standard with a 39"W x 27"H surround and black surround trim.

These specifications are for reference only and shall not be used for actual installation. Use installation instructions for actual installation.

STANDARD FEATURES

Small size fits into most zero-clearance fireplace openings

Heavy, 14-gauge aluminized steel firebox construction

Operates without power—still heats during a power outage

Standard 155-CFM variable-speed blower delivers warm, consistent heat

84% steady-state efficiency

20-year limited warranty

REQUIRED OPTIONS

Arch face available in black, black nickel, and brushed nickel finishes. Includes 39"W x 27"H surround and black trim

OPTIONAL ACCESSORIES

Wireless remote control thermostat or wall thermostat




PRODUCTS YOU CAN COUNT ON

Lennox is committed to providing you with high-quality products. A qualified dealer can help you find the right product to give you years of comfort and enjoyment.



©Lennox Industries Inc. 2009
Visit us at www.Lennox.com, or contact us at 1-800-9-LENNOX.

785250M 10/09



IMPORTANT NOTES:

As with any heating appliance, fireplace or stove, this appliance is extremely hot during operation. Read and understand all operating instructions before using this appliance. For further information, consult your dealer.

Local conditions, such as elevation, wind, vent configuration and choice of fuel will affect overall appearance of the fire and heating performance. Performance can also vary with home design and insulation, climate, condition and type of fuel used, appliance location, burn rate, accessories chosen, chimney installation and how the appliance is operated.

Diagrams, illustrations and photographs are not to scale—consult installation instructions. Product designs, materials, dimensions, specifications, colors and prices are subject to change or discontinuance without notice.

Approved to U.S. and Canadian safety and performance standards—ANSI Z21.88/CSA 2.33-M98 vented gas fireplace heaters.



Tested & Listed By
O-T-L
US
Portland Oregon USA
OMNI-Test Laboratories, Inc.

