



A large, open hearth and exceptional performance radiate with style and sophistication, displaying a stunning, roaring fire for complete comfort.

LENNOX

HEARTH PRODUCTS
Innovation never felt so good.™

DAVE LENNOX
signature
COLLECTION





LSBV-42 shown with optional herringbone brick-pattern liner, brushed stainless bi-fold doors and decorative hood

■ Gorgeous, roaring fires are the finished masterpieces provided by Dave Lennox *Signature™* Collection Crestline™ gas fireplaces. The spacious, 28"-tall opening creates one of the largest open-hearth B-vent fireplaces on the market for outstanding, unobstructed views of the fire. Adding to the authentic fireplace look and feel are the herringbone or traditional brick-pattern designs and substantial, highly detailed campfire-style logs, which create a timeless beauty that is attractive whether the fire is on or off. In addition, optional designer bi-fold doors and screen panel kits allow for personal customization. ■

STANDARD FEATURES

50,000 BTU/hr (natural gas) or 45,000 BTU/hr (propane) heat output delivers a beautiful fire*

Large open-hearth B-vent fireplace creates a dramatic space for remarkable fire presentation

Minimal lintel size provides a huge, unobstructed opening for better viewing

Huge, roaring fire provides cozy ambiance for the ultimate in hearth comfort

Large, highly detailed campfire-style logs fill the firebox, offering the very best log presentation in the industry

Millivolt and electronic gas valve systems offer flexibility in installation and convenience

Real concrete "brick" refractory creates the distinction of durability and outstanding visible quality

OPTIONAL ACCESSORIES

1. Decorative mesh screen doors

2. Decorative hoods**


Tall, designer bi-fold doors available in:

3. Black finish
4. Polished brass finish
5. Brushed stainless finish

Brick-pattern liners available in:

6. Traditional
7. Herringbone

8. Remote control



3




4



5



6



7



8



1, 2



Highly detailed campfire-style logs



LSBV-36 shown with optional traditional brick-pattern liner, and standard pull-screen.

*Local conditions, such as elevation, wind, vent configuration and choice of fuel will affect overall appearance of the fire and heating performance. Performance can also vary with home design and insulation, climate, condition and type of fuel used, appliance location, burn rate, accessories chosen, chimney installation and how the appliance is operated.

**Must be used with decorative mesh screen doors.

DIMENSIONS

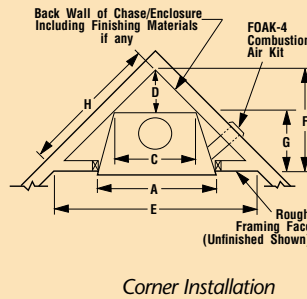
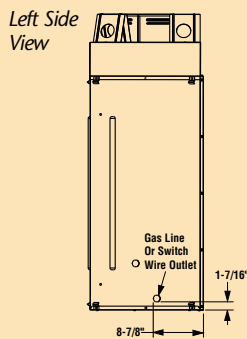

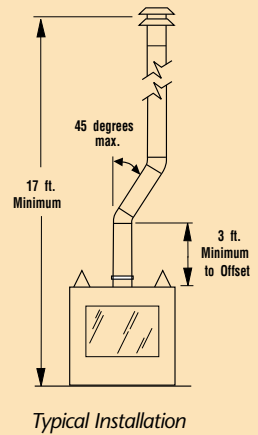
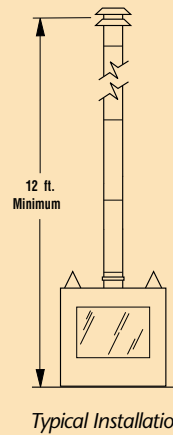
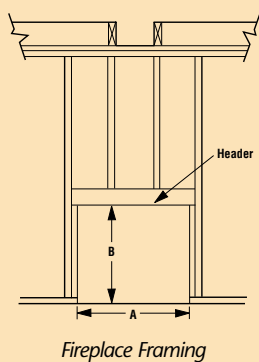
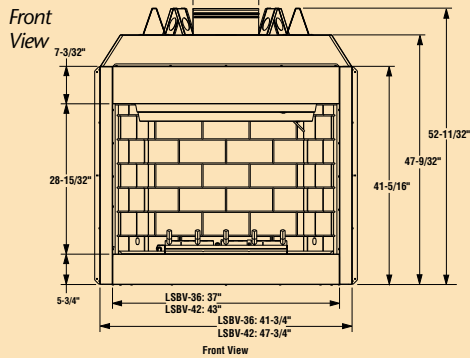
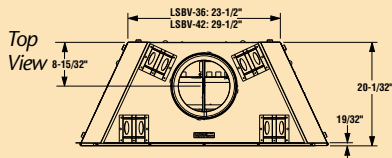


LSBV-36 (36")
shown with traditional brick-pattern liner



LSBV-42 (42")
shown with herringbone brick-pattern liner

CRESTLINE™ SPECIFICATIONS



FIREPLACE OPENING WIDTH

	LSBV - 36	LSBV - 42
A	42-1/4"	48-1/4"
B	52-1/2"	52-1/2"
C	23-9/16"	29-9/16"
D	11-1/4"	14-1/4"
E	63-1/2"	69-1/2"
F	31-3/4"	34-3/4"
G	20-1/2"	20-1/2"
H	44-3/16"	49-1/8"

PRODUCTS YOU CAN COUNT ON


Lennox is committed to providing you with high-quality products. A qualified dealer can help you find the right product to give you years of comfort and enjoyment.



HEARTH PRODUCTS
Innovation never felt so good.™

© Lennox Industries Inc. 2007

Visit us at www.lennox.com, or contact us at 1-800-9-LENNOX.



On the cover: LSBV-36 shown with herringbone brick-pattern liner, polished brass bi-fold doors and decorative hood.

IMPORTANT NOTES:

As with any heating appliance, fireplace or stove, this appliance is extremely hot during operation. Read and understand all operating instructions before using this appliance. For further information, consult your dealer.

Local conditions, such as elevation, wind, vent configuration and choice of fuel will affect overall appearance of the fire and heating performance. Performance can also vary with home design and insulation, climate, condition and type of fuel used, appliance location, burn rate, accessories chosen, chimney installation and how the appliance is operated.

Diagrams, illustrations and photographs are not to scale – consult installation instructions. Product designs, materials, dimensions, specifications, colors and prices are subject to change or discontinuance without notice.

Approved to U.S. and Canadian safety and performance standards – ANSI Z21.50/CSA 2.17-M98 decorative gas appliances.

The EnerGuide energy efficiency rating for this vented decorative gas fireplace is 32% (model 3628) and 30% (model 4228) when tested to the Canadian Standards Association's CSA P.4.1-02 Testing Method for Measuring Annual Fireplace Efficiency.

